

# BPW 21

## TO39 Ambient Light Sensor

Silicon Photodiode for the Visible Spectral Range



### Applications

- Electronic Equipment
- Industrial Automation (Machine controls, Light barriers, Vision controls)
- Measurement Levelling

### Features:

- Package: hermetically sealed
- Especially suitable for applications from 350 nm to 820 nm
- Adapted to human eye sensitivity ( $V_\lambda$ )
- Package similar to TO-5

### Ordering Information

Type	Photocurrent $E_v = 1000 \text{ lx; Std. Light A; } V_R = 5 \text{ V}$ $I_p$	Photocurrent typ. $E_v = 1000 \text{ lx; Std. Light A; } V_R = 5 \text{ V}$ $I_p$	Ordering Code
BPW 21	$\geq 5.50 \mu\text{A}$	$10 \mu\text{A}$	Q62702P0885

## Maximum Ratings

$T_A = 25\text{ °C}$

Parameter	Symbol		Values
Operating Temperature	$T_{op}$	min.	-40 °C
		max.	80 °C
Storage temperature	$T_{stg}$	min.	-40 °C
		max.	80 °C
Reverse voltage	$V_R$	max.	10 V
Total power dissipation	$P_{tot}$	max.	250 mW

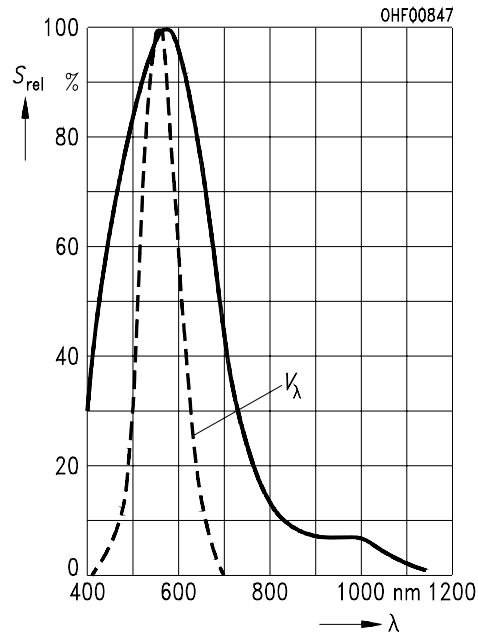
## Characteristics

$T_A = 25\text{ °C}$

Parameter	Symbol		Values
Spectral sensitivity $V_R = 5\text{ V}$ ; Std. Light A; $T=2856\text{ K}$	S	min. typ.	5.5 nA/lx 10 nA/lx
Wavelength of max sensitivity	$\lambda_{S\text{ max}}$	typ.	550 nm
Spectral range of sensitivity	$\lambda_{10\%}$	typ.	350 ... 820 nm
Radiant sensitive area	A	typ.	7.45 mm <sup>2</sup>
Dimensions of active chip area	L x W	typ.	2.73 x 2.73 mm x mm
Half angle	$\varphi$	typ.	55 °
Dark current $V_R = 5\text{ V}$	$I_R$	typ. max.	2 nA 30 nA
Dark current $V_R = 10\text{ mV}$	$I_R$	typ. max.	8 pA 200 pA
Spectral sensitivity of the chip $\lambda = 550\text{ nm}$	$S_\lambda$	typ.	0.34 A / W
Quantum yield of the chip $\lambda = 550\text{ nm}$	$\eta$	typ.	0.77 Electrons / Photon
Open-circuit voltage $E_v = 1000\text{ lx}$ ; Std. Light A	$V_O$	min. typ.	320 mV 400 mV
Short-circuit current $E_v = 1000\text{ lx}$ ; Std. Light A	$I_{SC}$	typ.	10 $\mu$ A
Rise time $V_R = 5\text{ V}$ ; $R_L = 1\text{ k}\Omega$ ; $\lambda = 550\text{ nm}$	$t_r$	typ.	1.5 $\mu$ s
Fall time $V_R = 5\text{ V}$ ; $R_L = 1\text{ k}\Omega$ ; $\lambda = 550\text{ nm}$	$t_f$	typ.	1.5 $\mu$ s
Forward voltage $I_F = 100\text{ mA}$ ; $E = 0$	$V_F$	typ.	1.2 V
Capacitance $V_R = 0\text{ V}$ ; $f = 1\text{ MHz}$ ; $E = 0$	$C_0$	typ.	580 pF
Temperature coefficient of voltage	$TC_V$	typ.	-2.6 mV / K
Temperature coefficient of short-circuit current $\lambda = 550\text{ nm}$	$TC_I$	typ.	-0.05 % / K
Noise equivalent power $V_R = 5\text{ V}$ ; $\lambda = 550\text{ nm}$	NEP	typ.	0.074 pW / Hz <sup>1/2</sup>
Detection limit $V_R = 5\text{ V}$ ; $\lambda = 550\text{ nm}$	$D^*$	typ.	3.7e12 cm x Hz <sup>1/2</sup> / W

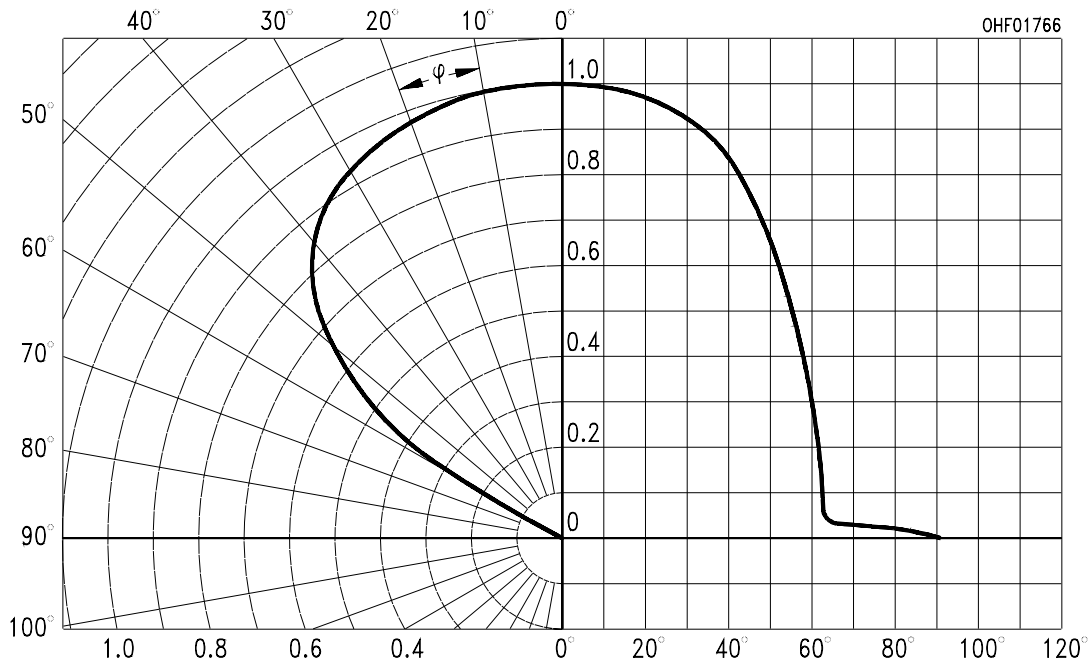
## Relative Spectral Sensitivity <sup>1), 2)</sup>

$$S_{rel} = f(\lambda)$$



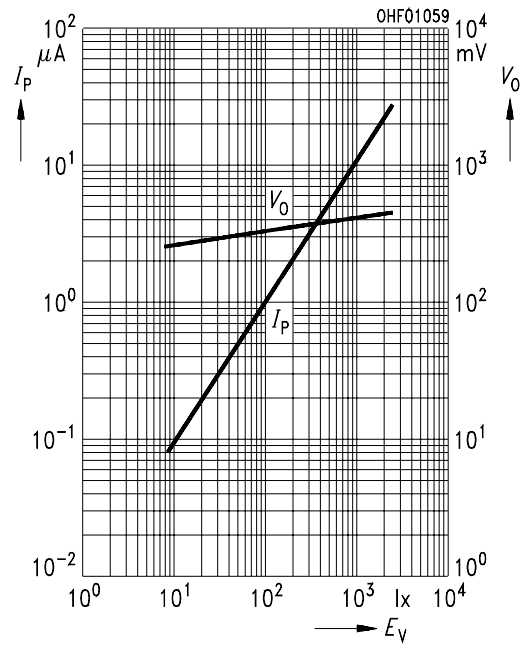
## Directional Characteristics <sup>1), 2)</sup>

$$S_{rel} = f(\varphi)$$



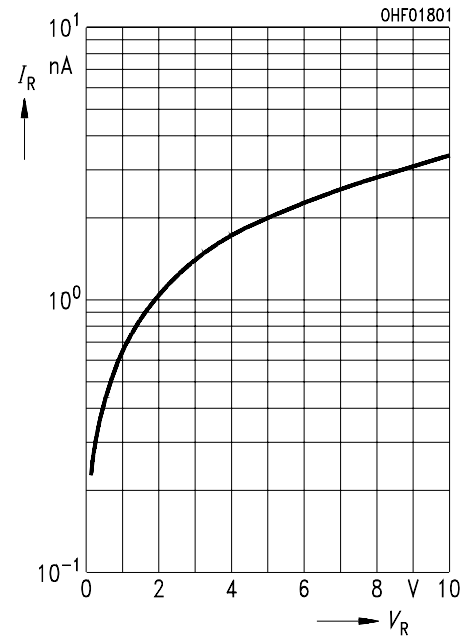
**Photocurrent/Open-Circuit Voltage** <sup>1), 2)</sup>

$I_P (V_R = 5 \text{ V}) / V_O = f(E_V)$



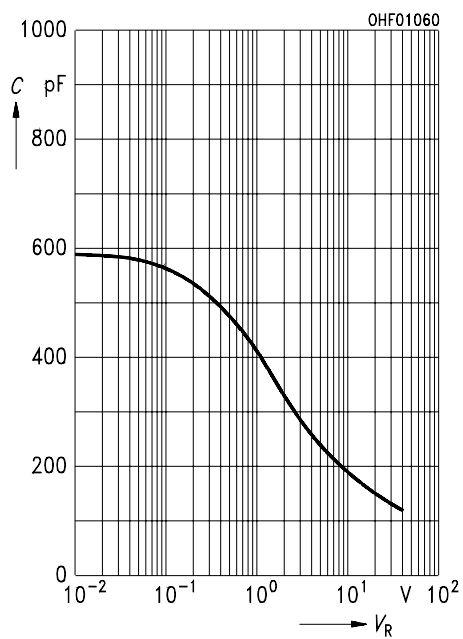
**Dark Current** <sup>1), 2)</sup>

$I_R = f(V_R) ; E = 0$



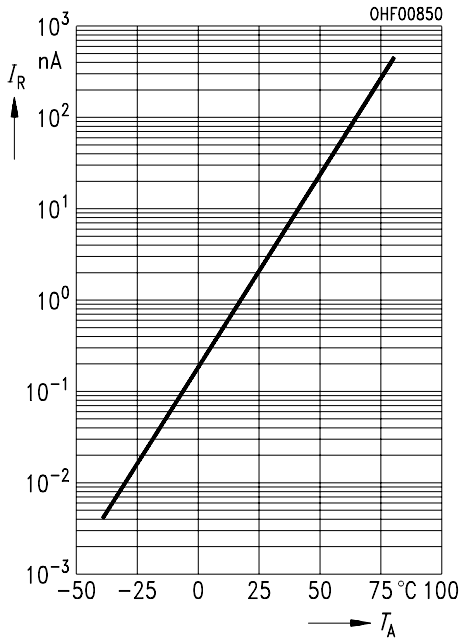
**Capacitance** <sup>1), 2)</sup>

$C = f(V_R) ; f = 1 \text{ MHz} ; E = 0 ;$



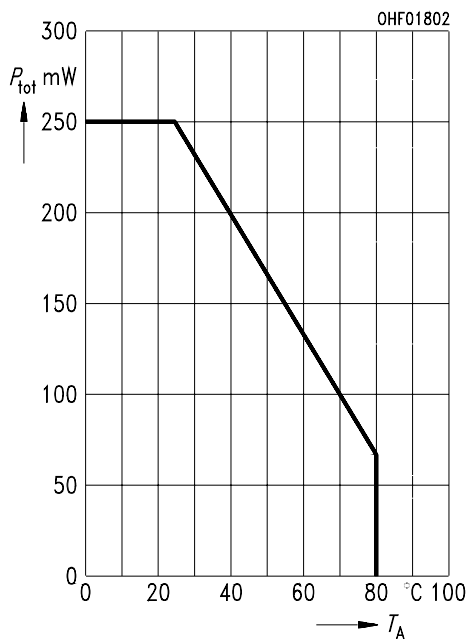
## Dark Current <sup>2)</sup>

$$I_R = f(T_A); E = 0; V_R = 5 \text{ V}$$

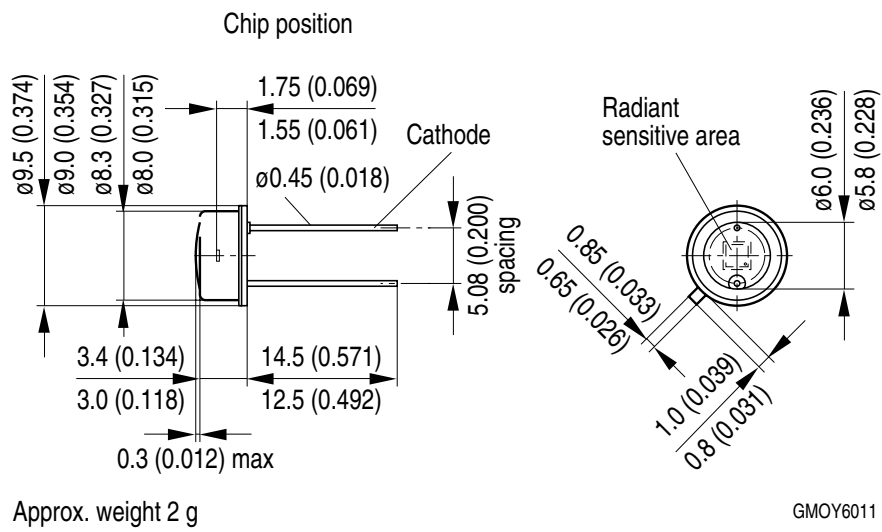


## Power Consumption

$$P_{\text{tot}} = f(T_A);$$



Dimensional Drawing <sup>3)</sup>

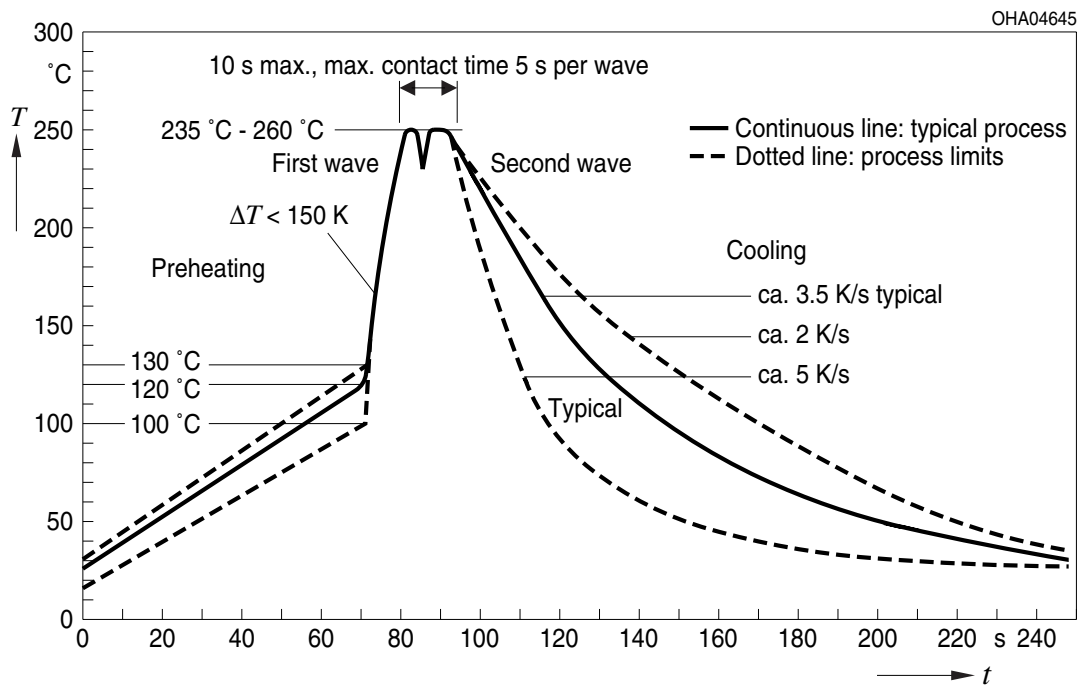


**Approximate Weight:** 855.0 mg

**Package marking:** Cathode

## TTW Soldering

IEC-61760-1 TTW





## Notes

The evaluation of eye safety occurs according to the standard IEC 62471:2006 (photo biological safety of lamps and lamp systems). Within the risk grouping system of this IEC standard, the LED specified in this data sheet falls into the class **exempt group (exposure time 10000 s)**. Under real circumstances (for exposure time, conditions of the eye pupils, observation distance), it is assumed that no endangerment to the eye exists from these devices. As a matter of principle, however, it should be mentioned that intense light sources have a high secondary exposure potential due to their blinding effect. When looking at bright light sources (e.g. headlights), temporary reduction in visual acuity and afterimages can occur, leading to irritation, annoyance, visual impairment, and even accidents, depending on the situation.

Subcomponents of this LED contain, in addition to other substances, metal filled materials including silver. Metal filled materials can be affected by environments that contain traces of aggressive substances. Therefore, we recommend that customers minimize LED exposure to aggressive substances during storage, production, and use. LEDs that showed visible discoloration when tested using the described tests above did show no performance deviations within failure limits during the stated test duration. Respective failure limits are described in the IEC60810.

For further application related informations please visit [www.osram-os.com/appnotes](http://www.osram-os.com/appnotes)

## Disclaimer

### Disclaimer

Language english will prevail in case of any discrepancies or deviations between the two language wordings.

### Attention please!

The information describes the type of component and shall not be considered as assured characteristics. Terms of delivery and rights to change design reserved. Due to technical requirements components may contain dangerous substances.

For information on the types in question please contact our Sales Organization.

If printed or downloaded, please find the latest version in the OSRAM OS Webside.

### Packing

Please use the recycling operators known to you. We can also help you – get in touch with your nearest sales office.

By agreement we will take packing material back, if it is sorted. You must bear the costs of transport. For packing material that is returned to us unsorted or which we are not obliged to accept, we shall have to invoice you for any costs incurred.

### Product safety devices/applications or medical devices/applications

OSRAM OS components are not developed, constructed or tested for the application as safety relevant component or for the application in medical devices.

In case Buyer – or Customer supplied by Buyer– considers using OSRAM OS components in product safety devices/applications or medical devices/applications, Buyer and/or Customer has to inform the local sales partner of OSRAM OS immediately and OSRAM OS and Buyer and /or Customer will analyze and coordinate the customer-specific request between OSRAM OS and Buyer and/or Customer.

## Glossary

- 1) **Testing temperature:**  $T_A = 25^\circ\text{C}$
- 2) **Typical Values:** Due to the special conditions of the manufacturing processes of LED, the typical data or calculated correlations of technical parameters can only reflect statistical figures. These do not necessarily correspond to the actual parameters of each single product, which could differ from the typical data and calculated correlations or the typical characteristic line. If requested, e.g. because of technical improvements, these typ. data will be changed without any further notice.
- 3) **Tolerance of Measure:** Unless otherwise noted in drawing, tolerances are specified with  $\pm 0.1$  and dimensions are specified in mm.

Published by OSRAM Opto Semiconductors GmbH  
Leibnizstraße 4, D-93055 Regensburg  
www.osram-os.com © All Rights Reserved.

EU RoHS and China RoHS compliant product



此产品符合欧盟 RoHS 指令的要求；  
按照中国的相关法规和标准，不含有毒有害物质或元素。